



Office Order Copy

Branch Number: 71500
Window Store Name: Pella Windows and Doors of Greenwood Village

Order Number: 715CBG019
Quote Number: 17742738
Quote Description: Mickey Michel - 10680 W 78th Ave, Westminster, CO,
Project Name: Mickey Michel - 10680 W 78th Ave, Westminster, CO,

Customer Information	Deliver To Address	Order Information	
Mickey Michel 10680 W 78th Ave Westminster, CO 80005-3610 Contact Name: Primary Phone: (303) 8097609 Mobile Phone: Fax Number: E-Mail: oakescrete@gmail.com Great Plains #: 1007641206 Customer ID: 45515480 Customer Number: 1011379125 Customer Account: 1007641206	Lot # Address: 10680 W 78th Ave Westminster, CO 80005 County: Owner Name: Mickey Michel Owner Phone: (303) 8097609	Sales Rep Name: Brooks, Clayton Business Segment: Retail Market Segment: Single Family Replacement Order Type: Installed Sales Effective Discount: 32.472% Commission Split: Brooks, Clayton - 100% Payment Terms: Deposit/C.O.D. Event #: Order Verifier Name: Scheduled Install Start Date: Install Crew: Install Duration:	Cust Delivery Date: None Quoted Date: 1/23/2024 Contract Date: 2/1/2024 Booked Date: Earliest LRD: Tax Code: JF2 Tax Exempt #: Customer PO #: Order Verification Date: Scheduled Install End Date: Install Status:

Delivery Notes: 080

Installation Notes: Lay down tarps and runners. Take before pictures.

Windows-
Score around the existing trim to remove it without damaging paint/drywall peel.
Remove old windows and interior trim.
Clean opening. Saddle wrap sills with flashing tape.
Install drip cap made from coil.
Install new windows square, level, plumb and centered in openings using shims. Foam insulate.
Install casing on interior.
Install frame expander and receptor on exterior.
Install backer rod around exterior perimeter of windows.
Caulk exterior using clean taped lines.

Doors-
Score around the existing trim to remove it without damaging paint/drywall peel.
Remove old doors. Clean opening.
Install sill pan and drip cap made from coil.
Install new door square, level, plumb and centered in

opening using shims. Foam insulate.
Install casing and floor transition on interior.
Trim exterior with cladding and frame expander with
receptor. Install backer rod around exterior perimeter of door.
Caulk exterior using clean taped lines.
Clean glass and frames. Take after pictures.

Line #	Quote Qty	PO Qty	Description
--------	-----------	--------	-------------

10	1	0	Building Permit - Building Permit
----	---	---	-----------------------------------

Location: None Assigned

Rough Opening:

Frame Size:

Final Wall Depth:

Frame Perimeter (inches):

Assembly Type: Branch Catalog

Last Revision Date:

Line #	Quote Qty	PO Qty	Description
--------	-----------	--------	-------------

15	1	0	Trash Removal 1-15 units - Trash Removal 1-15 units
----	---	---	---

Location: None Assigned

Rough Opening:

Frame Size:

Final Wall Depth:

Frame Perimeter (inches):

Assembly Type: Branch Catalog

Last Revision Date:

Line #	Quote Qty	PO Qty	Description
--------	-----------	--------	-------------

20	1	0	CO Retail Delivery Fee - CO Retail Delivery Fee
----	---	---	---

Location: None Assigned

Rough Opening:

Frame Size:

Final Wall Depth:

Frame Perimeter (inches):

Assembly Type: Branch Catalog

Last Revision Date:

Line #	Quote Qty	PO Qty	Description
--------	-----------	--------	-------------

25 **1** **0**
Location: None Assigned
Rough Opening:
Frame Size:
Final Wall Depth:
Frame Perimeter (inches):
Assembly Type: Branch Catalog
Last Revision Date:

Shipping & Handling Zone1 - Shipping & Handling Zone1 per delivery

Outside View	Line #	Quote Qty	PO Qty	Description
--------------	--------	-----------	--------	-------------



30 **1** **1**
Location: Entry
Rough Opening: 88.75" X 56.75"
Frame Size:
Final Wall Depth:
Frame Perimeter (inches): 288
Assembly Type: Branch Finished
Last Revision Date:

Lifestyle, Casement, Lifestyle, Direct Set Fixed Frame Rectangle, Casement, 88 X 56, Without HGP, Brown

1: Non-Standard Size Non-Standard Size Left Casement
Frame Size: 24 X 56
General Information: No Package, Without Hinged Glass Panel, Clad, Pine, 5", 3 11/16"
Exterior Color / Finish: Standard Enduraclad, Brown
Interior Color / Finish: Provincial Stain Interior
Glass: Insulated Low-E Advanced Low-E Insulating Glass Argon Non High Altitude
Hardware Options: Wash Hinge Hardware, Fold-Away Crank, Brown, No Window Opening Control Device, No Limited Opening Hardware, No Integrated Sensor
Screen: Full Screen, Brown, InView™
Performance Information: U-Factor 0.29, SHGC 0.27, VLT 0.51, CPD PEL-N-14-00677-00001, Performance Class LC, PG 50, Calculated Positive DP Rating 50, Calculated Negative DP Rating 50, Year Rated 08|11, STC 25, OITC 22, Egress Does not meet typical United States egress, but may comply with local code requirements
Grille: No Grille.

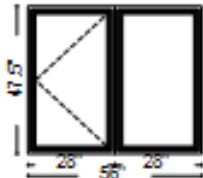
2: 4056 Fixed Frame Direct Set
Frame Size: 40 X 56
General Information: No Package, Without Hinged Glass Panel, Exterior Glazed, Standard, Clad, Pine, 5", 3 11/16"
Exterior Color / Finish: Standard Enduraclad, Brown
Interior Color / Finish: Provincial Stain Interior
Glass: Insulated Dual Low-E Advanced Low-E Insulating Glass Argon Non High Altitude
Performance Information: U-Factor 0.28, SHGC 0.32, VLT 0.62, CPD PEL-N-18-04208-00001, Performance Class CW, PG 50, Calculated Positive DP Rating 50, Calculated Negative DP Rating 50, Year Rated 08|11, STC 27, OITC 22
Grille: No Grille.

3: Non-Standard Size Non-Standard Size Right Casement
Frame Size: 24 X 56
General Information: No Package, Without Hinged Glass Panel, Clad, Pine, 5", 3 11/16"
Exterior Color / Finish: Standard Enduraclad, Brown

Interior Color / Finish: Provincial Stain Interior
Glass: Insulated Low-E Advanced Low-E Insulating Glass Argon Non High Altitude
Hardware Options: Wash Hinge Hardware, Fold-Away Crank, Brown, No Window Opening Control Device, No Limited Opening Hardware, No Integrated Sensor
Screen: Full Screen, Brown, InView™
Performance Information: U-Factor 0.29, SHGC 0.27, VLT 0.51, CPD PEL-N-14-00677-00001, Performance Class LC, PG 50, Calculated Positive DP Rating 50, Calculated Negative DP Rating 50, Year Rated 08|11, STC 25, OITC 22, Egress Does not meet typical United States egress, but may comply with local code requirements
Grille: No Grille,
Vertical Mull 1: FactoryMull, Standard Joining Mullion, Mull Design Pressure- 20, Overall Thru Direction- Vertical
Vertical Mull 2: FactoryMull, Standard Joining Mullion, Mull Design Pressure- 20, Overall Thru Direction- Vertical
Wrapping Information: Foldout Fins, Factory Applied, No Exterior Trim, 4 9/16", 5 7/8", Standard Four Sided Jamb Extension, Factory Applied, Pella Recommended Clearance, Perimeter Length = 288".

* * * Install T2 Full Frame - Install Full Frame - with trim - Qty 25 per perimeter ft

Outside View	Line #	Quote Qty	PO Qty	Description
--------------	--------	-----------	--------	-------------



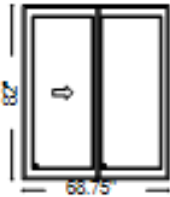
35 **1** **1**
Location: Kitchen
Rough Opening: 56.75" X 48.25"
Frame Size: 56" X 47.5"
Final Wall Depth:
Frame Perimeter (inches): 207
Assembly Type: Branch Finished
Last Revision Date:

Lifestyle, 2-Wide Casement, 56 X 47.5, Without HGP, Brown
1: Non-Standard SizeNon-Standard Size Left Casement
Frame Size: 28 X 47 1/2
General Information: No Package, Without Hinged Glass Panel, Clad, Pine, 5", 3 11/16"
Exterior Color / Finish: Standard Enduraclad, Brown
Interior Color / Finish: Provincial Stain Interior
Glass: Insulated Low-E AdvancedComfort Low-E Insulating Glass Argon Non High Altitude
Hardware Options: Side Pivot Hardware, Fold-Away Crank, Brown, No Window Opening Control Device, No Limited Opening Hardware, No Integrated Sensor
Screen: Full Screen, Brown, InView™
Performance Information: U-Factor 0.25, SHGC 0.27, VLT 0.50, CPD PEL-N-14-00737-00001, Performance Class LC, PG 50, Calculated Positive DP Rating 50, Calculated Negative DP Rating 50, Year Rated 08|11, STC 25, OITC 22, Clear Opening Width 23.625, Clear Opening Height 43.375, Clear Opening Area 7.116211, Egress Meets Typical 5.7 sqft (E) (United States Only)
Grille: No Grille,
2: Non-Standard SizeNon-Standard Size Fixed Sash Set
Frame Size: 28 X 47 1/2
General Information: No Package, Without Hinged Glass Panel, Clad, Pine, 5", 3 11/16"
Exterior Color / Finish: Standard Enduraclad, Brown
Interior Color / Finish: Provincial Stain Interior

Glass: Insulated Low-E AdvancedComfort Low-E Insulating Glass Argon Non High Altitude
Performance Information: U-Factor 0.23, SHGC 0.30, VLT 0.57, CPD PEL-N-229-00997-00001, Performance Class LC, PG 50, Calculated Positive DP Rating 50, Calculated Negative DP Rating 50, Year Rated 08|11
Grille: No Grille,
Vertical Mull 1: FactoryMull, Standard Joining Mullion, Mull Design Pressure- 20, Overall Thru Direction- Vertical
Wrapping Information: Foldout Fins, Factory Applied, No Exterior Trim, 4 9/16", 5 7/8", Standard Four Sided Jamb Extension, Factory Applied, Pella Recommended Clearance, Perimeter Length = 207".

Installation Notes: Window measured short in height to avoid a negative reveal at interior bottom. Shim up at bottom.

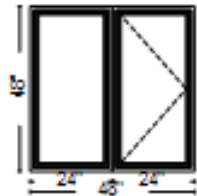
* * * Install T2 Full Frame - Install Full Frame - with trim - Qty 18 per perimeter ft

Outside View	Line #	Quote Qty	PO Qty	Description
	40	1	1	<p>Lifestyle, Double Sliding Door, Contemporary,, Vent Right / Fixed, 68.75 X 82, With HGP, Brown</p> <p>Location: None Assigned Rough Opening: 69.5" X 82.5" Frame Size: 68.75" X 82" Final Wall Depth: Frame Perimeter (inches): 302 Assembly Type: Branch Finished Last Revision Date:</p> <p>1: Non-Standard SizeNon-Standard Size Vent Right / Fixed Double Sliding Door Frame Size: 68 3/4 X 82 General Information: No Package, With Hinged Glass Panel, Factory Assembled Vent Panel Pack Out, Clad, Pine, 5 7/8", 4 9/16", Black Composite Threshold Exterior Color / Finish: Standard Enduraclad, Brown Interior Color / Finish: Provincial Stain Interior Glass: Insulated Tempered Low-E AdvancedComfort Low-E Insulating Glass Argon Non High Altitude Hinge Panel: Clear, Tempered Hardware Options: Black, Standard, Handle Included, Handle Included, Brown, Brown, No Integrated Sensor Screen: Sliding Screen, Wood Interior Black Exterior, Brown, InView™ Unit Accessories: No Accessory Option Performance Information: U-Factor 0.22, SHGC 0.24, VLT 0.44, CPD PEL-N-249-00121-00001, Performance Class LC, PG 40, Calculated Positive DP Rating 40, Calculated Negative DP Rating 40, Year Rated 08 11, STC 33, OITC 27 Grille: No Grille, Wrapping Information: Foldout Fins, Factory Applied, No Exterior Trim, 4 9/16", 5 7/8", Factory Applied, Pella Recommended Clearance, Perimeter Length = 302".</p>

Installation Notes: Install sill pan made from coil. Trim exterior with Frame Expander and Receptor.

* * * Sliding Door T2 - Sliding Door T2 - per perimeter ft Qty 26

Outside View	Line #	Quote Qty	PO Qty	Description
--------------	--------	-----------	--------	-------------



45 **1** **1**

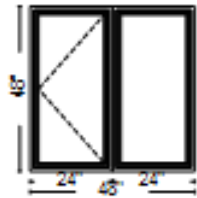
Location: TV Room
Rough Opening: 48.75" X 48.75"
Frame Size: 48" X 48"
Final Wall Depth:
Frame Perimeter (inches): 192
Assembly Type: Branch Finished
Last Revision Date:

Lifestyle, 2-Wide Sash Set, 48 X 48, Without HGP, Brown

1: Non-Standard Size Non-Standard Size Fixed Sash Set
Frame Size: 24 X 48
General Information: No Package, Without Hinged Glass Panel, Clad, Pine, 5", 3 11/16"
Exterior Color / Finish: Standard Enduraclad, Brown
Interior Color / Finish: Provincial Stain Interior
Glass: Insulated Low-E Advanced Low-E Insulating Glass Argon Non High Altitude
Performance Information: U-Factor 0.27, SHGC 0.31, VLT 0.58, CPD PEL-N-229-00861-00001, Performance Class LC, PG 50, Calculated Positive DP Rating 50, Calculated Negative DP Rating 50, Year Rated 08|11
Grille: No Grille,
2: Non-Standard Size Non-Standard Size Right Casement
Frame Size: 24 X 48
General Information: No Package, Without Hinged Glass Panel, Clad, Pine, 5", 3 11/16"
Exterior Color / Finish: Standard Enduraclad, Brown
Interior Color / Finish: Provincial Stain Interior
Glass: Insulated Low-E Advanced Low-E Insulating Glass Argon Non High Altitude
Hardware Options: Wash Hinge Hardware, Fold-Away Crank, Brown, No Window Opening Control Device, No Limited Opening Hardware, No Integrated Sensor
Screen: Full Screen, Brown, InView™
Performance Information: U-Factor 0.29, SHGC 0.27, VLT 0.51, CPD PEL-N-14-00677-00001, Performance Class LC, PG 50, Calculated Positive DP Rating 50, Calculated Negative DP Rating 50, Year Rated 08|11, STC 25, OITC 22, Egress Does not meet typical United States egress, but may comply with local code requirements
Grille: No Grille,
Vertical Mull 1: FactoryMull, Standard Joining Mullion, Mull Design Pressure- 20, Overall Thru Direction- Vertical
Wrapping Information: Foldout Fins, Factory Applied, No Exterior Trim, 4 9/16", 5 7/8", Standard Four Sided Jamb Extension, Factory Applied, Pella Recommended Clearance, Perimeter Length = 192".

* * * Install T2 Full Frame - Install Full Frame - with trim - Qty 17 per perimeter ft

Outside View	Line #	Quote Qty	PO Qty	Description
--------------	--------	-----------	--------	-------------



46 **1** **1**

Lifestyle, 2-Wide Casement, 48 X 48, Without HGP, Brown

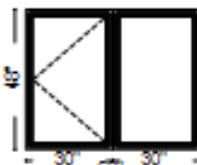
Location: TV Room
Rough Opening: 48.75" X 48.75"
Frame Size: 48" X 48"
Final Wall Depth:
Frame Perimeter (inches): 192
Assembly Type: Branch Finished
Last Revision Date:

1: Non-Standard Size Non-Standard Size Left Casement
Frame Size: 24 X 48
General Information: No Package, Without Hinged Glass Panel, Clad, Pine, 5", 3 11/16"
Exterior Color / Finish: Standard Enduraclad, Brown
Interior Color / Finish: Provincial Stain Interior
Glass: Insulated Low-E Advanced Low-E Insulating Glass Argon Non High Altitude
Hardware Options: Wash Hinge Hardware, Fold-Away Crank, Brown, No Window Opening Control Device, No Limited Opening Hardware, No Integrated Sensor
Screen: Full Screen, Brown, InView™
Performance Information: U-Factor 0.29, SHGC 0.27, VLT 0.51, CPD PEL-N-14-00677-00001, Performance Class LC, PG 50, Calculated Positive DP Rating 50, Calculated Negative DP Rating 50, Year Rated 08|11, STC 25, OITC 22, Egress Does not meet typical United States egress, but may comply with local code requirements
Grille: No Grille,

2: Non-Standard Size Non-Standard Size Fixed Sash Set
Frame Size: 24 X 48
General Information: No Package, Without Hinged Glass Panel, Clad, Pine, 5", 3 11/16"
Exterior Color / Finish: Standard Enduraclad, Brown
Interior Color / Finish: Provincial Stain Interior
Glass: Insulated Low-E Advanced Low-E Insulating Glass Argon Non High Altitude
Performance Information: U-Factor 0.27, SHGC 0.31, VLT 0.58, CPD PEL-N-229-00861-00001, Performance Class LC, PG 50, Calculated Positive DP Rating 50, Calculated Negative DP Rating 50, Year Rated 08|11
Grille: No Grille,
Vertical Mull 1: Factory Mull, Standard Joining Mullion, Mull Design Pressure- 20, Overall Thru Direction- Vertical
Wrapping Information: Foldout Fins, Factory Applied, No Exterior Trim, 4 9/16", 5 7/8", Standard Four Sided Jamb Extension, Factory Applied, Pella Recommended Clearance, Perimeter Length = 192".

*** Install T2 Full Frame - Install Full Frame - with trim - Qty 17 per perimeter ft

Outside View	Line #	Quote Qty	PO Qty	Description
--------------	--------	-----------	--------	-------------



50 **1** **1**

Lifestyle, 2-Wide Casement, 60 X 48, Without HGP, Brown

Location: Master Back
Rough Opening: 60.75" X 48.75"
Frame Size: 60" X 48"
Final Wall Depth:

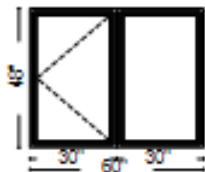
1: Non-Standard Size Non-Standard Size Left Casement
Frame Size: 30 X 48
General Information: No Package, Without Hinged Glass Panel, Clad, Pine, 5", 3 11/16"

Frame Perimeter (inches): 216
Assembly Type: Branch Finished
Last Revision Date:

Exterior Color / Finish: Standard Enduraclad, Brown
Interior Color / Finish: Provincial Stain Interior
Glass: Insulated Low-E AdvancedComfort Low-E Insulating Glass Argon Non High Altitude
Hardware Options: Wash Hinge Hardware, Fold-Away Crank, Brown, No Window Opening Control Device, No Limited Opening Hardware, No Integrated Sensor
Screen: Full Screen, Brown, InView™
Performance Information: U-Factor 0.25, SHGC 0.27, VLT 0.50, CPD PEL-N-14-00737-00001, Performance Class LC, PG 50, Calculated Positive DP Rating 50, Calculated Negative DP Rating 50, Year Rated 08|11, STC 25, OITC 22, Egress Meets Typical 5.7 sqft (E) (United States Only)
Grille: No Grille,
2: Non-Standard Size Non-Standard Size Fixed Sash Set
Frame Size: 30 X 48
General Information: No Package, Without Hinged Glass Panel, Clad, Pine, 5", 3 11/16"
Exterior Color / Finish: Standard Enduraclad, Brown
Interior Color / Finish: Provincial Stain Interior
Glass: Insulated Low-E AdvancedComfort Low-E Insulating Glass Argon Non High Altitude
Performance Information: U-Factor 0.23, SHGC 0.30, VLT 0.57, CPD PEL-N-229-00997-00001, Performance Class LC, PG 50, Calculated Positive DP Rating 50, Calculated Negative DP Rating 50, Year Rated 08|11
Grille: No Grille,
Vertical Mull 1: FactoryMull, Standard Joining Mullion, Mull Design Pressure- 20, Overall Thru Direction- Vertical
Wrapping Information: Foldout Fins, Factory Applied, No Exterior Trim, 4 9/16", 5 7/8", Standard Four Sided Jamb Extension, Factory Applied, Pella Recommended Clearance, Perimeter Length = 216".

* * * Install T2 Full Frame - Install Full Frame - with trim - Qty 19 per perimeter ft

Outside View	Line #	Quote Qty	PO Qty	Description
--------------	--------	-----------	--------	-------------

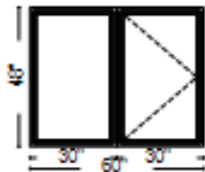


<p>55 1 1</p> <p>Location: Master East Rough Opening: 60.75" X 48.75" Frame Size: 60" X 48" Final Wall Depth: Frame Perimeter (inches): 216 Assembly Type: Branch Finished Last Revision Date:</p>	<p>Lifestyle, 2-Wide Casement, 60 X 48, Without HGP, Brown</p> <p>1: Non-Standard Size Non-Standard Size Left Casement Frame Size: 30 X 48 General Information: No Package, Without Hinged Glass Panel, Clad, Pine, 5", 3 11/16" Exterior Color / Finish: Standard Enduraclad, Brown Interior Color / Finish: Provincial Stain Interior Glass: Insulated Low-E AdvancedComfort Low-E Insulating Glass Argon Non High Altitude Hardware Options: Wash Hinge Hardware, Fold-Away Crank, Brown, No Window Opening Control Device, No Limited Opening Hardware, No Integrated Sensor Screen: Full Screen, Brown, InView™ Performance Information: U-Factor 0.25, SHGC 0.27, VLT 0.50, CPD PEL-N-14-00737-00001, Performance Class LC, PG 50, Calculated Positive DP Rating 50, Calculated Negative DP Rating 50, Year Rated 08 11, STC 25,</p>
--	--

OITC 22, Egress Meets Typical 5.7 sqft (E) (United States Only)
Grille: No Grille,
2: Non-Standard Size Non-Standard Size Fixed Sash Set
Frame Size: 30 X 48
General Information: No Package, Without Hinged Glass Panel, Clad, Pine, 5", 3 11/16"
Exterior Color / Finish: Standard Enduraclad, Brown
Interior Color / Finish: Provincial Stain Interior
Glass: Insulated Low-E AdvancedComfort Low-E Insulating Glass Argon Non High Altitude
Performance Information: U-Factor 0.23, SHGC 0.30, VLT 0.57, CPD PEL-N-229-00997-00001, Performance Class LC, PG 50, Calculated Positive DP Rating 50, Calculated Negative DP Rating 50, Year Rated 08|11
Grille: No Grille,
Vertical Mull 1: FactoryMull, Standard Joining Mullion, Mull Design Pressure- 20, Overall Thru Direction- Vertical
Wrapping Information: Foldout Fins, Factory Applied, No Exterior Trim, 4 9/16", 5 7/8", Standard Four Sided Jamb Extension, Factory Applied, Pella Recommended Clearance, Perimeter Length = 216".

*** Install T2 Full Frame - Install Full Frame - with trim - Qty 19 per perimeter ft

Outside View	Line #	Quote Qty	PO Qty	Description
--------------	--------	-----------	--------	-------------



60 1 1 Lifestyle, 2-Wide Sash Set, 60 X 48, Without HGP, Brown

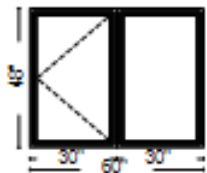
Location: Guest Bedroom
Rough Opening: 60.75" X 48.75"
Frame Size: 60" X 48"
Final Wall Depth:
Frame Perimeter (inches): 216
Assembly Type: Branch Finished
Last Revision Date:

1: Non-Standard Size Non-Standard Size Fixed Sash Set
Frame Size: 30 X 48
General Information: No Package, Without Hinged Glass Panel, Clad, Pine, 5", 3 11/16"
Exterior Color / Finish: Standard Enduraclad, Brown
Interior Color / Finish: Provincial Stain Interior
Glass: Insulated Low-E AdvancedComfort Low-E Insulating Glass Argon Non High Altitude
Performance Information: U-Factor 0.23, SHGC 0.30, VLT 0.57, CPD PEL-N-229-00997-00001, Performance Class LC, PG 50, Calculated Positive DP Rating 50, Calculated Negative DP Rating 50, Year Rated 08|11
Grille: No Grille,
2: Non-Standard Size Non-Standard Size Right Casement
Frame Size: 30 X 48
General Information: No Package, Without Hinged Glass Panel, Clad, Pine, 5", 3 11/16"
Exterior Color / Finish: Standard Enduraclad, Brown
Interior Color / Finish: Provincial Stain Interior
Glass: Insulated Low-E AdvancedComfort Low-E Insulating Glass Argon Non High Altitude
Hardware Options: Wash Hinge Hardware, Fold-Away Crank, Brown, No Window Opening Control Device, No Limited Opening Hardware, No Integrated Sensor
Screen: Full Screen, Brown, InView™
Performance Information: U-Factor 0.25, SHGC 0.27, VLT 0.50, CPD PEL-N-14-00737-00001, Performance Class LC, PG 50, Calculated Positive

DP Rating 50, Calculated Negative DP Rating 50, Year Rated 08|11, STC 25, OITC 22, Egress Meets Typical 5.7 sqft (E) (United States Only)
Grille: No Grille,
Vertical Mull 1: FactoryMull, Standard Joining Mullion, Mull Design
 Pressure- 20, Overall Thru Direction- Vertical
Wrapping Information: Foldout Fins, Factory Applied, No Exterior Trim, 4 9/16", 5 7/8", Standard Four Sided Jamb Extension, Factory Applied, Pella Recommended Clearance, Perimeter Length = 216".

* * * Install T2 Full Frame - Install Full Frame - with trim - Qty 19 per perimeter ft

Outside View	Line #	Quote Qty	PO Qty	Description
--------------	--------	-----------	--------	-------------



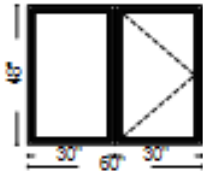
65	1	1	Lifestyle, 2-Wide Casement, 60 X 48, Without HGP, Brown
----	---	---	--

Location: Front Room
Rough Opening: 60.75" X 48.75"
Frame Size: 60" X 48"
Final Wall Depth:
Frame Perimeter (inches): 216
Assembly Type: Branch Finished
Last Revision Date:

1: Non-Standard Size Non-Standard Size Left Casement
Frame Size: 30 X 48
General Information: No Package, Without Hinged Glass Panel, Clad, Pine, 5", 3 11/16"
Exterior Color / Finish: Standard Enduraclad, Brown
Interior Color / Finish: Provincial Stain Interior
Glass: Insulated Low-E AdvancedComfort Low-E Insulating Glass Argon Non High Altitude
Hardware Options: Wash Hinge Hardware, Fold-Away Crank, Brown, No Window Opening Control Device, No Limited Opening Hardware, No Integrated Sensor
Screen: Full Screen, Brown, InView™
Performance Information: U-Factor 0.25, SHGC 0.27, VLT 0.50, CPD PEL-N-14-00737-00001, Performance Class LC, PG 50, Calculated Positive DP Rating 50, Calculated Negative DP Rating 50, Year Rated 08|11, STC 25, OITC 22, Egress Meets Typical 5.7 sqft (E) (United States Only)
Grille: No Grille,
2: Non-Standard Size Non-Standard Size Fixed Sash Set
Frame Size: 30 X 48
General Information: No Package, Without Hinged Glass Panel, Clad, Pine, 5", 3 11/16"
Exterior Color / Finish: Standard Enduraclad, Brown
Interior Color / Finish: Provincial Stain Interior
Glass: Insulated Low-E AdvancedComfort Low-E Insulating Glass Argon Non High Altitude
Performance Information: U-Factor 0.23, SHGC 0.30, VLT 0.57, CPD PEL-N-229-00997-00001, Performance Class LC, PG 50, Calculated Positive DP Rating 50, Calculated Negative DP Rating 50, Year Rated 08|11
Grille: No Grille,
Vertical Mull 1: FactoryMull, Standard Joining Mullion, Mull Design
 Pressure- 20, Overall Thru Direction- Vertical
Wrapping Information: Foldout Fins, Factory Applied, No Exterior Trim, 4 9/16", 5 7/8", Standard Four Sided Jamb Extension, Factory Applied, Pella Recommended Clearance, Perimeter Length = 216".

*** Install T2 Full Frame - Install Full Frame - with trim - Qty 19 per perimeter ft

Outside View	Line #	Quote Qty	PO Qty	Description
--------------	--------	-----------	--------	-------------



66 1 1 Lifestyle, 2-Wide Sash Set, 60 X 48, Without HGP, Brown

Location: Front Room
 Rough Opening: 60.75" X 48.75"
 Frame Size: 60" X 48"
 Final Wall Depth:
 Frame Perimeter (inches): 216
 Assembly Type: Branch Finished
 Last Revision Date:

1: Non-Standard Size Non-Standard Size Fixed Sash Set
Frame Size: 30 X 48
General Information: No Package, Without Hinged Glass Panel, Clad, Pine, 5", 3 11/16"
Exterior Color / Finish: Standard Enduraclad, Brown
Interior Color / Finish: Provincial Stain Interior
Glass: Insulated Low-E AdvancedComfort Low-E Insulating Glass Argon Non High Altitude
Performance Information: U-Factor 0.23, SHGC 0.30, VLT 0.57, CPD PEL-N-229-00997-00001, Performance Class LC, PG 50, Calculated Positive DP Rating 50, Calculated Negative DP Rating 50, Year Rated 08|11
Grille: No Grille,
2: Non-Standard Size Non-Standard Size Right Casement
Frame Size: 30 X 48
General Information: No Package, Without Hinged Glass Panel, Clad, Pine, 5", 3 11/16"
Exterior Color / Finish: Standard Enduraclad, Brown
Interior Color / Finish: Provincial Stain Interior
Glass: Insulated Low-E AdvancedComfort Low-E Insulating Glass Argon Non High Altitude
Hardware Options: Wash Hinge Hardware, Fold-Away Crank, Brown, No Window Opening Control Device, No Limited Opening Hardware, No Integrated Sensor
Screen: Full Screen, Brown, InView™
Performance Information: U-Factor 0.25, SHGC 0.27, VLT 0.50, CPD PEL-N-14-00737-00001, Performance Class LC, PG 50, Calculated Positive DP Rating 50, Calculated Negative DP Rating 50, Year Rated 08|11, STC 25, OITC 22, Egress Meets Typical 5.7 sqft (E) (United States Only)
Grille: No Grille,
Vertical Mull 1: FactoryMull, Standard Joining Mullion, Mull Design Pressure- 20, Overall Thru Direction- Vertical
Wrapping Information: Foldout Fins, Factory Applied, No Exterior Trim, 4 9/16", 5 7/8", Standard Four Sided Jamb Extension, Factory Applied, Pella Recommended Clearance, Perimeter Length = 216".

*** Install T2 Full Frame - Install Full Frame - with trim - Qty 19 per perimeter ft


Outside View	Line #	Quote Qty	PO Qty	Description
--------------	--------	-----------	--------	-------------

70 1 1 12" wide Aluminum Coil, Length: 300, Brown

Location: None Assigned
Rough Opening:
Frame Size: 0" X 0"
Final Wall Depth:
Frame Perimeter (inches):
Assembly Type: Pella Assembled
Last Revision Date:

1: Accessory
Frame Size: -1 X -1
General Information: 12" wide Aluminum Coil
Exterior Color / Finish: Painted, Standard Enduraclad, Brown
Wrapping Information: Perimeter Length = 0".

Outside View	Line #	Quote Qty	PO Qty	Description
--------------	--------	-----------	--------	-------------



75 22 22 Wood Products 2 1/2 Colonial 3, Length: 144, Provincial Stain. Wood Type: Pine

Location: None Assigned
Rough Opening:
Frame Size: 0" X 0"
Final Wall Depth:
Frame Perimeter (inches):
Assembly Type: Pella Assembled
Last Revision Date:

1: Accessory
Frame Size: 1 X 1
General Information: Pine, 2 1/2 Colonial 3
Interior Color / Finish: Provincial Stain Interior
Wrapping Information: Perimeter Length = 0".


Line #	Quote Qty	PO Qty	Description
--------	-----------	--------	-------------

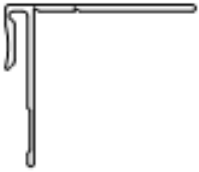
80 1 0 Provia Doors - Provia Entry Doors


Location: None Assigned
Rough Opening:
Frame Size:
Final Wall Depth:
Frame Perimeter (inches):
Assembly Type: Branch Catalog
Last Revision Date:

Installation Notes: Install sill pan made from coil.

* * * Install Hinge Door per Ft - Install Hinge Door per Ft Qty 21

Outside View	Line #	Quote Qty	PO Qty	Description
	85	2	2	Wood Products 2 1/2 Colonial 3, Length: 144, Provincial Stain. Wood Type: Pine Location: Front entry Rough Opening: Frame Size: 0" X 0" Final Wall Depth: Frame Perimeter (inches): Assembly Type: Pella Assembled Last Revision Date: 1: Accessory Frame Size: 1 X 1 General Information: Pine, 2 1/2 Colonial 3 Interior Color / Finish: Provincial Stain Interior Wrapping Information: Perimeter Length = 0".

Outside View	Line #	Quote Qty	PO Qty	Description
	90	22	22	Frame Expander Receptor, Length: 144, Brown Location: None Assigned Rough Opening: Frame Size: 0" X 0" Final Wall Depth: Frame Perimeter (inches): Assembly Type: Pella Assembled Last Revision Date: 1: Accessory Frame Size: 1 X 1 General Information: Frame Expander Receptor Exterior Color / Finish: Painted, Standard Enduraclad, Brown Wrapping Information: Perimeter Length = 0".

Outside View	Line #	Quote Qty	PO Qty	Description
	95	22	22	1 3/4" Frame Expander, Length: 144, Brown Location: None Assigned Rough Opening: Frame Size: 0" X 0" Final Wall Depth: Frame Perimeter (inches): Assembly Type: Pella Assembled Last Revision Date: 1: Accessory Frame Size: 1 X 1 General Information: 1 3/4" Frame Expander Exterior Color / Finish: Painted, Standard Enduraclad, Brown Wrapping Information: Perimeter Length = 0".

Outside View	Line #	Quote Qty	PO Qty	Description
--------------	--------	-----------	--------	-------------

100 1 1

**Wood Products Lattice 3, Length: 144, Provincial Stain.
Wood Type: Oak**



Location: Transition strip
Rough Opening:
Frame Size: 0" X 0"
Final Wall Depth:
Frame Perimeter (inches):
Assembly Type: Pella Assembled
Last Revision Date:

1: Accessory
Frame Size: 1 X 1
General Information: Oak, Lattice 3
Interior Color / Finish: Provincial Stain Interior
Wrapping Information: Perimeter Length = 0".

Line #	Quote Qty	PO Qty	Description
--------	-----------	--------	-------------

105 1 0

Tape, Foam, Caulking - Tape, Foam, Caulking

Location: None Assigned
Rough Opening:
Frame Size:
Final Wall Depth:
Frame Perimeter (inches):
Assembly Type: Branch Catalog
Last Revision Date:

Installation Notes: 2-3 x 150 tape, 4 foam, 30 tubes Brown, 200 ft backer rod

Outside View	Line #	Quote Qty	PO Qty	Description
--------------	--------	-----------	--------	-------------

110 1 1

0BLTC003 - Pella Wood Patio Door Keyed-Alike Cylinder



Location: None Assigned
Rough Opening: 10" X 10.5"
Frame Size: 1" X 1"
Final Wall Depth:
Frame Perimeter (inches):
Assembly Type: Pella Assembled
Last Revision Date:

1: Pella Parts Catalog
Pella Parts Selector: Door Hardware, Sliding Patio Door, Key Cylinders / Keylock Plugs, Pella Lifestyle Series, Stainless Steel, Unhanded, 0BLTC003, Wood Patio Door Keyed-Alike Cylinder, 0BLTC003,